

1091550

SPREADER FOR TRANSFORMER

USER INSTRUCTIONS MANUAL



WARNING: This notice contains information and instructions specific to this product only. This product is designed for lifting situations only. The user must read and understand these instructions before using this equipment. This product must only be used by persons properly trained for its safe application and use. Alterations or misuse of this equipment, or failure to follow instructions, may result in serious injury or death. In case of doubt, or if you have questions concerning the use and care of this product, or suitability of this equipment for your application, please contact Barry Cordage Ltd.

IMPORTANT: This document does not replace a complete training necessary for the use of this product.

IMPORTANT: Before using this equipment, record the product identification information from the ID label in the inspection and maintenance log at the end of this document.

A) DESCRIPTION OF THE PRODUCT

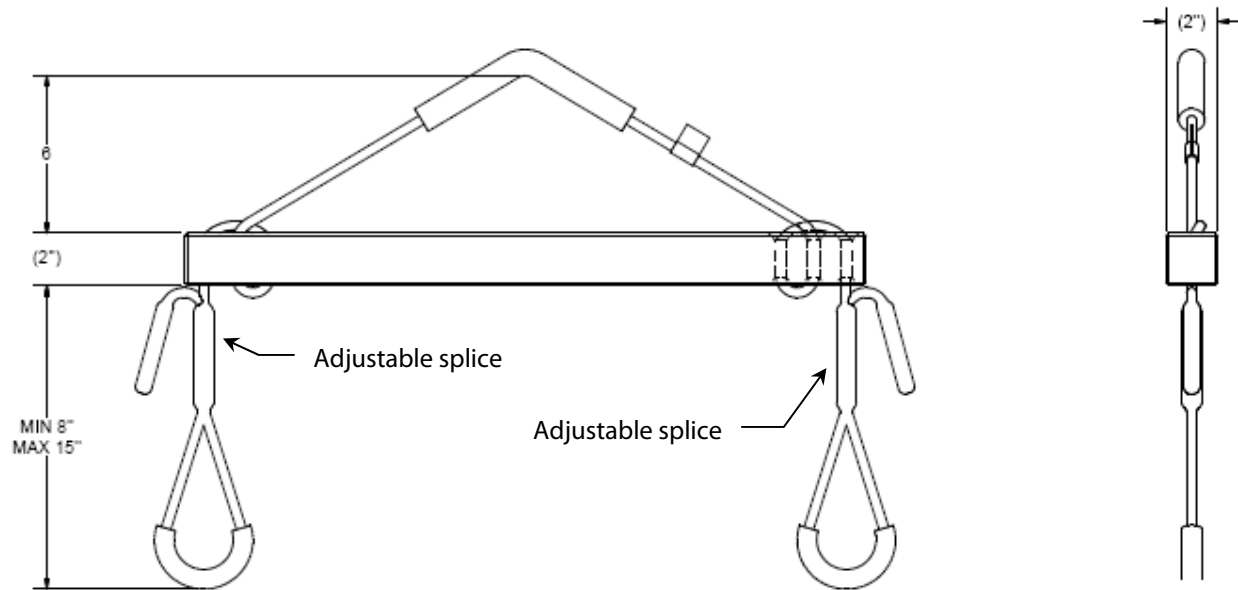
PRODUCT NUMBER: 1091550

APPLICATION: Used for lifting applications.

SPECIFICATIONS:

- Working load limit: 728 kg (1 605 lbs), 7:1 safety factor
- Minimum breaking strength : 5 100 kg (11 243 lbs)
- Total weight: 2.25 kg (5 lbs)
- Bar material : Nylon MOS2
- Dyneema SK75 10 mm (3/8") rope
- Reinforced top attachment rope
- 2 adjustable legs with nylon webbing chafe protectors
- Height adjustable from 41 cm (16") to 58 cm (23")
- Width between adjustable legs: 62 cm (24.5")

Note : Dyneema® is a trademark of Royal DSM N.V.



B) LIMITATIONS

Consider the following application limitations before using this equipment:

WORKING LOAD LIMIT: This spreader is designed for a maximum load of 728 kg (1 605 lbs).

ENVIRONMENTAL HAZARDS: Use of this equipment in areas with environmental hazards may require additional precautions to prevent injury to the user or damage to the equipment. Hazards may include, but are not limited to: electric or electromagnetic field, heat, chemicals contamination, moving machinery, corrosion, gases and sharp edges.

TRAINING: This spreader must be used by persons trained in its correct application and use (see Section D).

C) HOW TO INSTALL THE SPREADER

Do not alter or intentionally misuse this equipment. Consult Barry Cordage if you have any question on the combination of the spreader with other components.

PROCEDURE FOR INSTALLATION OF SPREADER

- (1) Attach the spreader with top loop to the lifting equipment, using a connector compatible in shape and strength.
- (2) Secure to the transformer attachment points or other equipment to lift.
- (3) Adjust the 2 ropes with the adjustable splices.
- (4) Manually stretch the ropes to limit displacement of the adjustable splices when lifting.
- (5) Proceed to lifting.

D) TRAINING

It is the responsibility of the purchaser and/or user of this equipment to make sure that they are familiar with this product, understand these instructions and are trained in the correct care and use of this equipment. This spreader must only be used by competent persons. The user must also be aware of the operating characteristics, application limits, and the consequences of improper use of this spreader.

E) INSPECTION

FREQUENCY:

- The spreader must be visually inspected before and after each use.
- The spreader must be inspected by a competent person, other than the user, at least once a year. The results of these formal inspections must be recorded in the inspection and maintenance log at the end of this manual.

The use of this spreader in extreme conditions and environmental hazards (high heat, caustic chemicals, corrosive environments, high voltage power lines, explosive or toxic gases, sharp edges, etc.) may require increasing the frequency of inspections. In case of doubt on the condition of the spreader, don't hesitate to immediately remove it from service and return it to Barry Cordage for inspection.

INSPECTION PROCEDURE:

1. Inspect the spreader ID tag: The ID tag must be present on the rope above the bar and be fully legible.
2. Inspect the Nylon bar: It should not show any sign of impact or cracks. Inspect more closely around the rope exit holes.
3. Inspect the rope. Refer to document # 050614E *Care and Inspection of Barry Dyneema and/or Spectra Rope Products*, available on the Barry web site at this address: <http://www.barry.ca/technical-data-sheet/rt-inspection-dyneema-spectra-ropes-helicopter-products-jan-08.pdf>
4. Make sure the adjustable splices are in good condition, as well as the 3 chafe protectors of the attachment points.
5. Inspect other system component or subsystem according to manufacturer's instructions.
6. Record the inspection date and results in the inspection and maintenance log at the end of this manual.



If inspection reveals a defective condition, remove the unit from service immediately and destroy it or return it to Barry Cordage for inspection and repair. Only Barry Cordage is authorized to make repairs on this equipment.

F) MAINTENANCE, STORAGE AND LIFETIME

- A dirty textile product should be cleaned by hand. Let it dry in a ventilated cool room, away from direct sunlight.
- An excessive buildup of dirt, paint, etc. may prevent the spreader from working properly, and in severe cases degrade the components to a point where they weaken and should be removed from service. More information on cleaning is available from *Barry Cordage*.
- Store the spreader in a cool, dry, clean environment out of direct sunlight. Avoid areas where chemical vapors may exist. When storing the spreader, make sure the ropes are not compressed. Thoroughly inspect the spreader after extended storage.
- Additional maintenance and repair procedures must be completed by *Barry Cordage*. Do not try to disassemble the spreader. Only *Barry Cordage* may repair this spreader.
- The **maximum** lifetime of the spreader is 5 years, **if** regular inspections do not reveal an anomaly. The actual lifetime depends on the intensity and the frequency of use as well as the environment. An exceptional circumstance might limit the product lifetime to a single use. A spreader that was not inspected at least once per year should be removed from service and replaced.
- After a maximum of 5 years, the spreader can be refurbished under these conditions :
 - 1- Visual inspection of the spreader.
 - 2- Load testing the existing spreader to the working load limit of 728 kg (1 605 lbs).
 - 3- Refurbish of the spreader. Only the nylon bar is kept while all other components are replaced by new ones.
 - 4- The refurbished spreader has a new maximum lifetime of 5 years.

G) LABELING

This label must be present and fully legible:

		1.800.305.2673 – www.barry.ca	
		Fabriqué au Canada  Made in Canada	
Code :	<u>1091550</u>	Type :	<u>Spreader for Transformer</u>
Lot :	<u>order #</u>	Date :	<u>dd/mm.yy</u>
Dim. :	<u>Height 16" to 23"</u>	# Série/ Serial # :	<u>Pxxx</u>
Force de Rupture / Break Strength :		<u>5 100 kg (11 243 lbs)</u>	
Charge de Travail / WLL :		<u>728 kg (1 605 lbs) @ 7:1</u>	



INSPECTION FORM

Model : 1091550
 Serial No. : _____
 Description : Spreader for transformer
 Manufacturer : Barry Cordage Ltd
 6110 Blvd. Des Grandes Prairies
 Montreal, Qc, Canada H1P 1A2

User identity (company)

Name : _____
 Address : _____
 Telephone : _____
 Fax : _____
 E-Mail : _____

Part A

Historical check (Executed by user)

Date of manufacture: _____ Date of purchase: _____ Date of first use: _____

The results of this inspection are provided to you subject to the condition that the components to be inspected do not come into any of the categories listed below, any of which would require the systematic rejection of the component, namely:

- A user that does not respect the maximum weight limit of the product
- A product that components have undergone modifications or alterations outside Barry's production units
- The use of this product by persons that do not have the required training or that are not under supervision of competent persons
- Combining components of the harness or of the entire system with inappropriate or non-approved ones
- Component has received forces resulting shock loading without a subsequent inspection
- Component has been in contact with environmental hazards like chemical products, abrasive substances, sharp objects, etc.
- Bad storage of the product

The inspector accepts no responsibility in the case of omission or inaccuracy in the information concerning the verification of the component's history, which must be done by the user.

Identification and User Signature

Name: _____ Address: _____ Signature of user: _____

 Téléphone: () _____

Part B

Visual check of the safety components (Executed by inspector)

		C	G	TM	TR	R
Textile Parts:	Condition of ropes (cuts, wear, burns). See document #050614E					
	Condition of splices (broken, pulled, or worn threads)					
Composite part:	Condition of the nylon bar (deformation, marks, cracks, wear)					

Operational check	C	G	TM	TR	R
Operation of adjustment components					

C: Comment (See below) / G: Good / TM: To Monitor / TR: To Repair / R: Reject

Checking the residual strength

Only destructive testing would provide information on the strength of the device. This may give indications of the condition of other devices in your possession and in the same condition (Serial N° similar or close and identical use). A quote can be given on request.

COMMENTS:

VERDICT: (check)	The product is fit to remain in service	<input type="checkbox"/>	The product is unfit to remain in service	<input type="checkbox"/>
	Date of inspection:	_____	Date of next inspection:	_____

Identification and Inspector Signature

Name: _____ Address: _____ Signature of inspector: _____

 Téléphone: () _____

WARRANTY

Equipment offered by *Barry Cordage* is warranted against factory defects in workmanship and materials for a period of three months from date of purchase. Upon notice in writing, *Barry Cordage* will promptly repair or replace all defective items. This warranty does not cover equipment damages resulting from abuse, damage in transit, or other damage beyond the control of *Barry Cordage*. This warranty applies only to the original purchaser and is the only one applicable to our products, and is in lieu of all other warranties, expressed or implied.



BARRY CORDAGE LTD
6110 Boul. des Grandes Prairies
Montreal, Qc, Canada H1P 1A2
Toll Free : (800) 305-2673
Phone : (514) 328-3888
Fax : (514) 328-1363